

# EMS Monthly Report for October, 2018

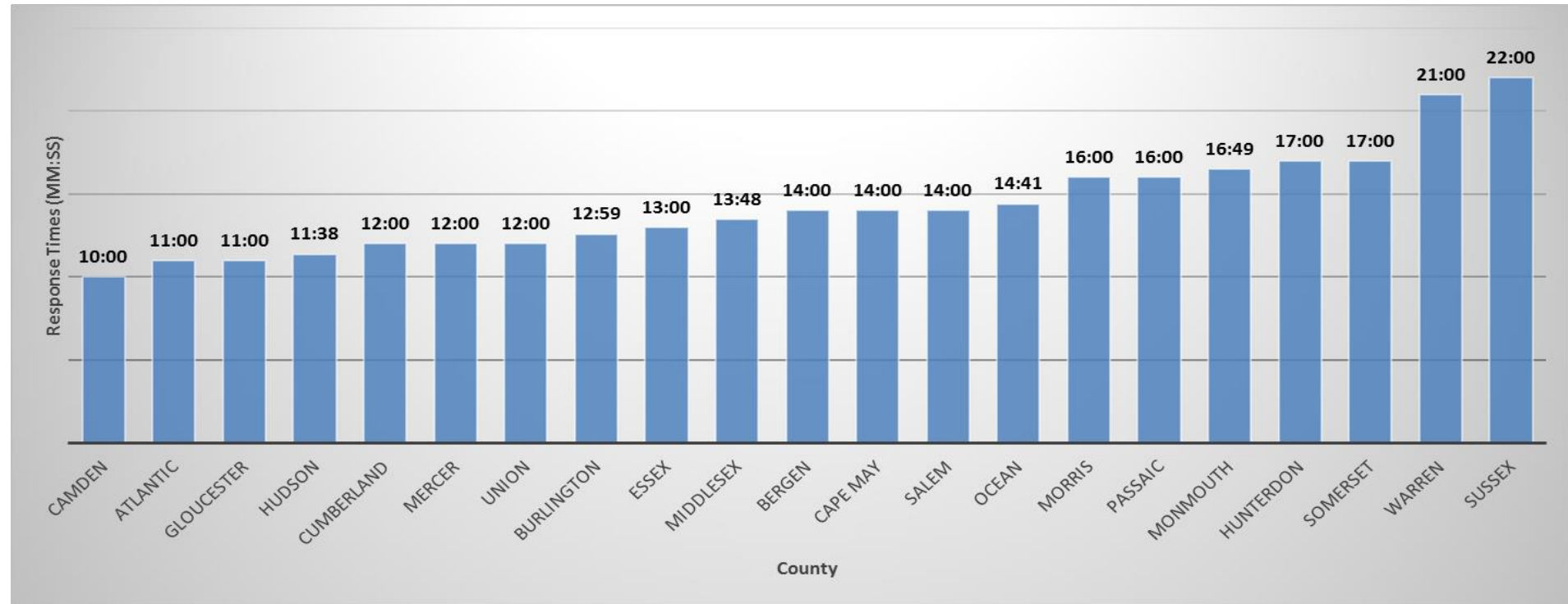
NJ Department of Health

Office of Emergency Medical Services (OEMS)



## All EMS Agency Response Times by County, in Minutes October, 2018

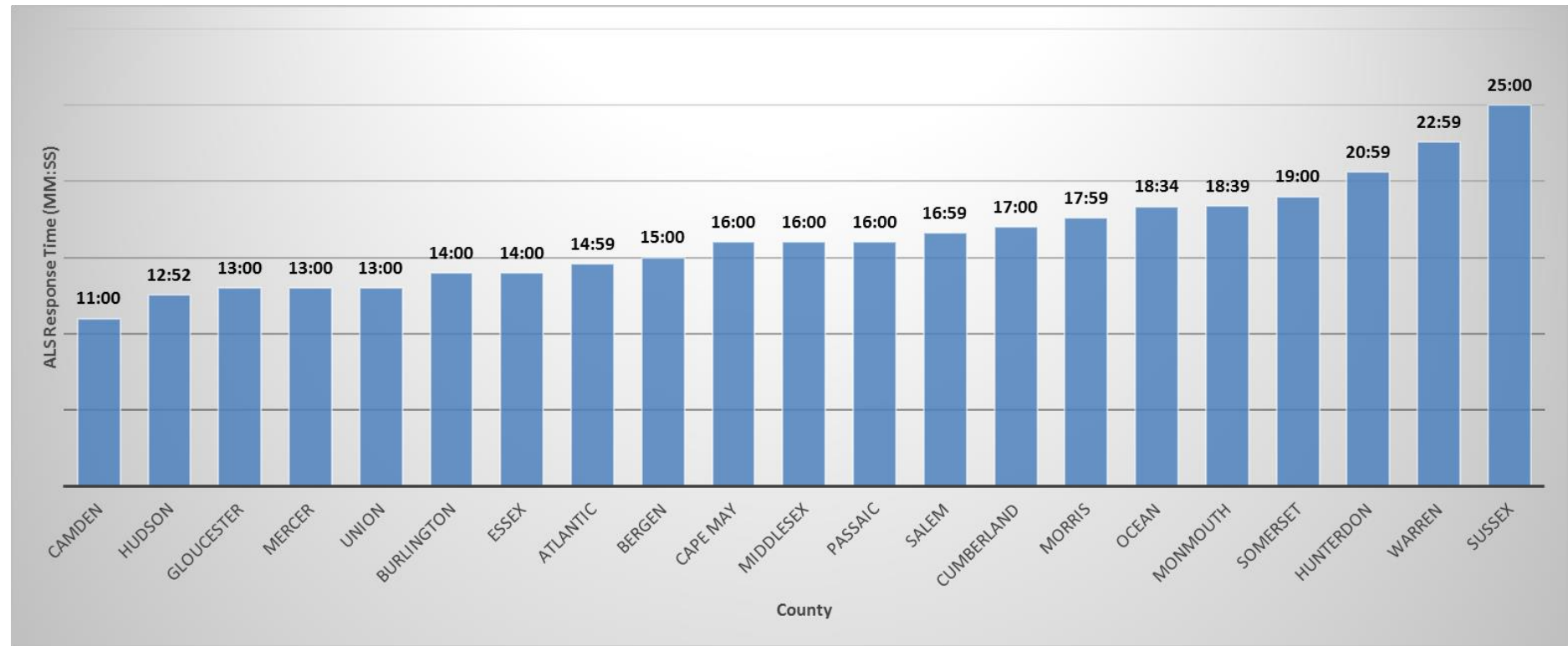
County	90 <sup>th</sup> Percentile	Total Calls
Camden	10:00	7,026
Atlantic	11:00	4,075
Gloucester	11:00	2,747
Hudson	11:38	7,720
Cumberland	12:00	2,129
Mercer	12:00	4,729
Union	12:00	4,153
Burlington	12:59	4,659
Essex	13:00	11,932
Middlesex	13:48	7,771
Bergen	14:00	6,058
Cape May	14:00	1,523
Salem	14:00	794
Ocean	14:41	4,031
Morris	16:00	3,272
Passaic	16:00	4,002
Monmouth	16:49	3,867
Hunterdon	17:00	1,162
Somerset	17:00	2,368
Warren	21:00	1,150
Sussex	22:00	1,204
<b>Total Calls</b>		<b>86,372</b>



- Response time is defined as agency dispatch to agency unit arrival on location
- Fractions of a minute were calculated: (fraction of a minute) x 60
- Includes 100% ALS and ~90% BLS statewide data
- 90<sup>th</sup> Percentile represented as MM.SS
- Non-patient type calls are excluded from this report
- Non-emergency patient transports are excluded from this report

## All ALS Agency Response Times by County, in Minutes October, 2018

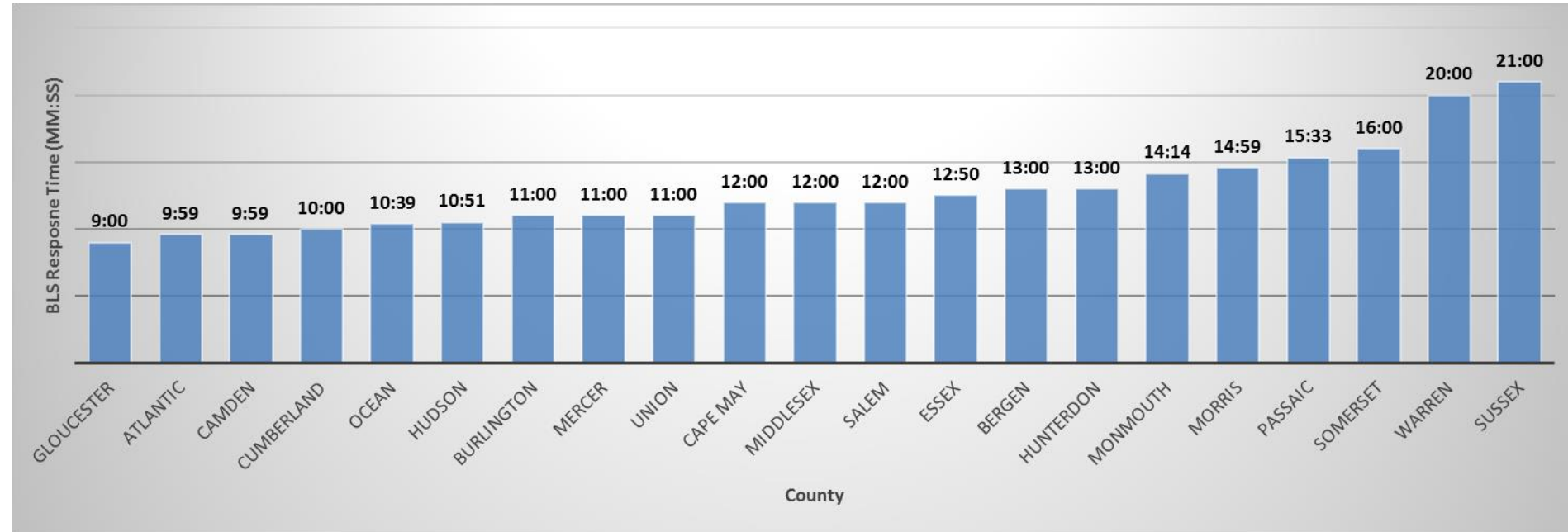
County	90 <sup>th</sup> Percentile	Total ALS Calls
Camden	11:00	1,861
Hudson	12:52	2,170
Gloucester	13:00	759
Mercer	13:00	1,289
Union	13:00	1,336
Burlington	14:00	1,230
Essex	14:00	2,557
Atlantic	14:59	937
Bergen	15:00	1,531
Cape May	16:00	329
Middlesex	16:00	1,772
Passaic	16:00	1,439
Salem	16:59	158
Cumberland	17:00	505
Morris	17:59	1,041
Ocean	18:34	1,137
Monmouth	18:39	1,187
Somerset	19:00	686
Hunterdon	20:59	463
Warren	22:59	462
Sussex	25:00	374
<b>Total ALS Calls</b>		<b>23,223</b>



Changes from February, 2018 Report: Response time for ALS and BLS has been added to this report.

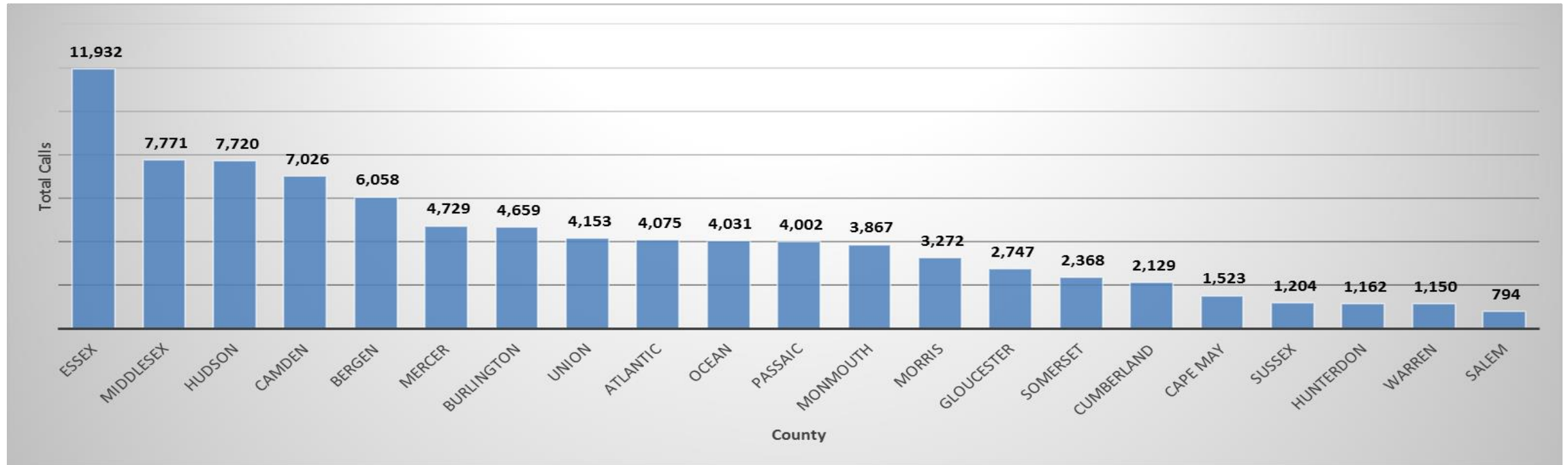
## All BLS Agency Response Times by County, in Minutes October, 2018

County	90 <sup>th</sup> Percentile	Total BLS Calls
Gloucester	9:00	1,985
Atlantic	9:59	3,106
Camden	9:59	5,163
Cumberland	10:00	1,622
Ocean	10:39	2,891
Hudson	10:51	5,509
Burlington	11:00	3,428
Mercer	11:00	3,432
Union	11:00	2,800
Cape May	12:00	1,178
Middlesex	12:00	5,760
Salem	12:00	630
Essex	12:50	9,340
Bergen	13:00	4,526
Hunterdon	13:00	699
Monmouth	14:14	2,668
Morris	14:59	2,231
Passaic	15:33	2,560
Somerset	16:00	1,677
Warren	20:00	688
Sussex	21:00	829
<b>Total BLS Calls</b>		<b>62,722</b>



Changes from February, 2018 Report: Response time for ALS and BLS has been added to this report.

# Total Calls for EMS by County, October, 2018



County	Essex	Middlesex	Hudson	Camden	Bergen	Mercer	Burlington	Union	Atlantic	Ocean	Passaic
<b>Total calls</b>	11,932	7,771	7,720	7,026	6,058	4,729	4,659	4,153	4,075	4,031	4,002
<b>%Total</b>	13.8%	9.0%	8.9%	8.1%	7.0%	5.5%	5.4%	4.8%	4.7%	4.7%	4.6%

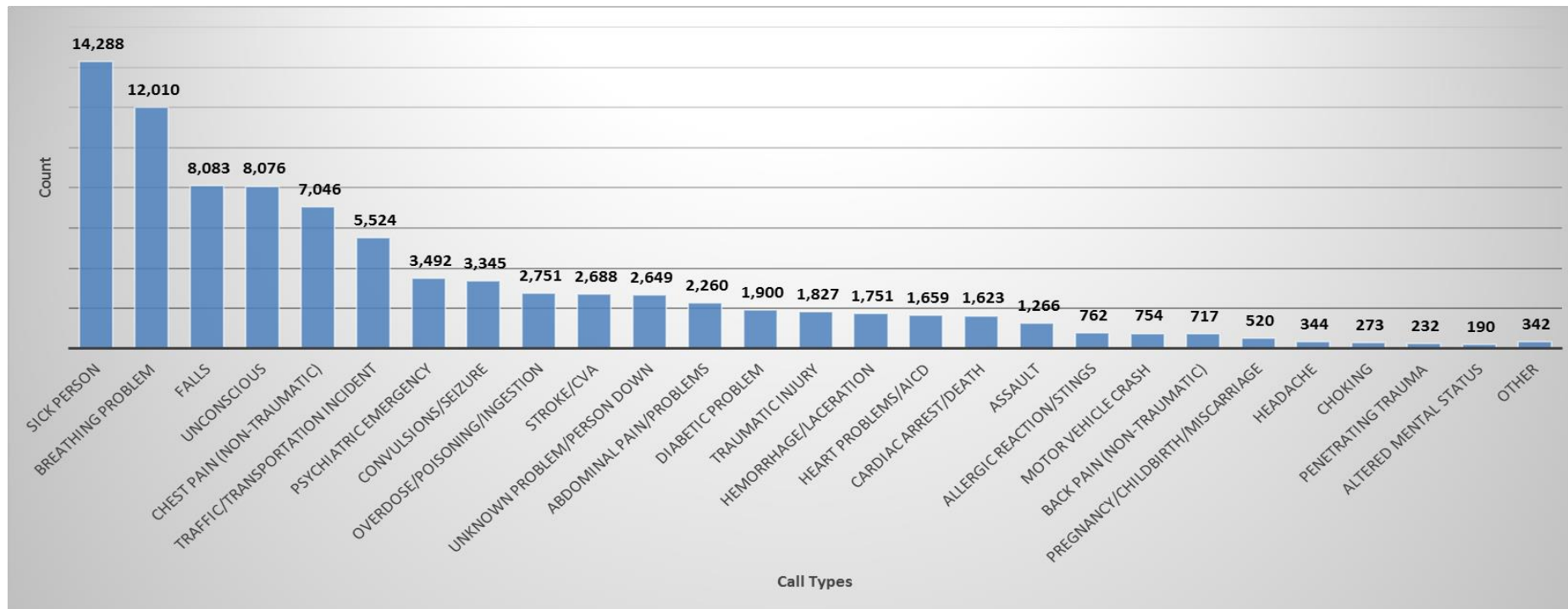
  

County	Monmouth	Morris	Gloucester	Somerset	Cumberland	Cape May	Sussex	Hunterdon	Warren	Salem	Total calls
<b>Total calls</b>	3,867	3,272	2,747	2,368	2,129	1,523	1,204	1,162	1,150	794	86,372
<b>%Total</b>	4.5%	3.8%	3.2%	2.7%	2.5%	1.8%	1.4%	1.3%	1.3%	0.9%	100.0%

- Total call report includes all emergency responses by agencies where a patient encounter occurred and a report was generated
- Includes 100% ALS and ~90% BLS statewide data
- Non-patient type call types are excluded from this report
- Non-emergency patient transports are excluded in this report

# Call Types with More than 100 Reported Incidents Statewide October, 2018

Call Types	Count	Percent
Sick Person	14,288	16.5
Breathing Problem	12,010	13.9
Falls	8,083	9.4
Unconscious	8,076	9.4
Chest Pain (Non-Traumatic)	7,046	8.2
Traffic/Transportation Incident	5,524	6.4
Psychiatric Emergency	3,492	4.0
Convulsions/Seizure	3,345	3.9
Overdose/Poisoning/Ingestion	2,751	3.2
Stroke/CVA	2,688	3.1
Unknown Problem/Person Down	2,649	3.1
Abdominal Pain/Problems	2,260	2.6
Diabetic Problem	1,900	2.2
Traumatic Injury	1,827	2.1
Hemorrhage/Laceration	1,751	2.0
Heart Problems/AICD	1,659	1.9
Cardiac Arrest/Death	1,623	1.9
Assault	1,266	1.5
Allergic Reaction/Stings	762	0.9
Motor Vehicle Crash	754	0.9
Back Pain (Non-Traumatic)	717	0.8
Pregnancy/Childbirth/Miscarriage	520	0.6
Headache	344	0.4
Choking	273	0.3
Penetrating Trauma	232	0.3
Altered Mental Status	190	0.2
Other	342	0.4
<b>Total Call Types</b>	<b>86,372</b>	<b>100.0</b>



- The call type is a description of the emergency as designated by the dispatch center. Call type (descriptions) are based on the predefined “national” call types which are and “mapped” by the agency’s specific software.
- Includes 100% ALS and ~90% BLS statewide data
- This report includes call types as reported by the EMS agency
- Non-patient type calls are excluded from this report
- Non-emergency patient transports are excluded in this report
- Some category names have been shortened for brevity

# Top Five Call Types by County, October, 2018

Atlantic		Bergen		Burlington		Camden		Cape May	
Call Type	# Calls	Call Type	# Calls	Call Type	# Calls	Call Type	# Calls	Call Type	# Calls
Sick Person	938	Sick Person	1,187	Breathing Problem	630	Sick Person	1,152	Sick Person	283
Breathing Problem	431	Breathing Problem	877	Falls	518	Breathing Problem	1,067	Falls	241
Falls	401	Falls	748	Unconscious	504	Unconscious	1,010	Breathing Problem	180
Chest Pain (Non-Traumatic)	342	Chest Pain (Non-Traumatic)	454	Sick Person	417	Falls	566	Chest Pain (Non-Traumatic)	121
Unconscious	336	Unconscious	446	Heart Problems/AICD	367	Chest Pain (Non-Traumatic)	556	Unconscious	102

Cumberland		Essex		Gloucester		Hudson		Hunterdon	
Call Type	# Calls	Call Type	# Calls	Call Type	# Calls	Call Type	# Calls	Call Type	# Calls
Sick Person	452	Sick Person	2,618	Breathing Problem	409	Sick Person	1,459	Breathing Problem	189
Breathing Problem	296	Breathing Problem	1,446	Falls	363	Breathing Problem	1,156	Unconscious	153
Chest Pain (Non-Traumatic)	248	Traffic/Transportation Incident	902	Unconscious	337	Chest Pain (Non-Traumatic)	722	Falls	108
Unconscious	158	Unconscious	839	Chest Pain (Non-Traumatic)	320	Unconscious	678	Chest Pain (Non-Traumatic)	103
Traffic/Transportation Incident	145	Falls	753	Sick Person	267	Psychiatric Emergency	464	Sick Person	102

Mercer		Middlesex		Monmouth		Morris		Ocean	
Call Type	# Calls	Call Type	# Calls	Call Type	# Calls	Call Type	# Calls	Call Type	# Calls
Sick Person	996	Sick Person	1,133	Breathing Problem	535	Sick Person	582	Breathing Problem	697
Breathing Problem	614	Breathing Problem	1,048	Falls	477	Breathing Problem	438	Falls	479
Chest Pain (Non-Traumatic)	447	Falls	851	Unconscious	398	Falls	429	Unconscious	421
Falls	374	Unconscious	737	Chest Pain (Non-Traumatic)	309	Chest Pain (Non-Traumatic)	275	Sick Person	384
Traffic/Transportation Incident	363	Chest Pain (Non-Traumatic)	712	Sick Person	240	Unconscious	260	Traffic/Transportation Incident	248

Passaic		Salem		Somerset		Sussex		Union	
Call Type	# Calls	Call Type	# Calls	Call Type	# Calls	Call Type	# Calls	Call Type	# Calls
Sick Person	738	Unknown Problem/Person Down	189	Breathing Problem	350	Sick Person	207	Sick Person	697
Breathing Problem	635	Breathing Problem	102	Unconscious	332	Breathing Problem	157	Breathing Problem	589
Unconscious	340	Chest Pain (Non-Traumatic)	85	Sick Person	290	Falls	147	Falls	387
Chest Pain (Non-Traumatic)	333	Traffic/Transportation Incident	64	Falls	276	Chest Pain (Non-Traumatic)	94	Unconscious	378
Falls	267	Unconscious	62	Chest Pain (Non-Traumatic)	243	Traffic/Transportation Incident	94	Traffic/Transportation Incident	356

Warren		New Jersey	
Call Type	# Calls	Call Type	# Calls
Breathing Problem	164	Sick Person	14,288
Unconscious	156	Breathing Problem	12,010
Chest Pain (Non-Traumatic)	139	Falls	8,083
Falls	123	Unconscious	8,076
Sick Person	114	Chest Pain (Non-Traumatic)	7,046

- The call type is a description of the emergency as designated by the dispatch center. Call type (descriptions) are based on the predefined "national" call types which are and "mapped" by the agency's specific software.
- Includes 100% ALS and ~90% BLS statewide data
- This report includes call types as reported by the EMS agency
- Non-patient type calls are excluded from this report
- Non-emergency patient transports are excluded in this report
- Some category names have been shortened for brevity